

Deccan Education Society's

Brihan Maharashtra College of Commerce (Autonomous), Pune
(Autonomous from June 2017 & Affiliated to Savitribai Phule Pune University, Pune)
Instructions to fill in the Application form for Entrance Exam for Self-Finance courses for the Year 2024-2025.

Date:12/04/2024

(Students can apply to any course or courses of their choice.)

- 1. B. Com. (Honours): Bachelor of Commerce (Honours)**
- 2. B. Com. (Fintech): Bachelor of Commerce (Fintech)**

***Students are advised to go through the detailed course structure on www.bmcc.ac.in displayed in Academic Section before selecting the course for entrance examination.**

Before filling Application form, student must have (Compulsory)

- Scanned copy of Passport size photograph (Less than 320 KB).
- 10th Mark sheet.
- 12th Marks (Upload 12th marks online copy), after 12th result declared.
- UID (Aadhar Card)
- Upload Documents If applicable (Caste /Defence /Army/ Sports/ Specially Abled)

Read the given instructions carefully on the given website.

Click on - <https://registration.deccansociety.org/Registration/Apply/BMCC>

➤ **The details of application process are as follows:**

- Last Date to fill Application form** : **15/05/2024**
- Date of entrance Examination (Tentative)** : **After declaration of Maharashtra State Board 12th Result**
- Venue** : **BMCC B.Com Dept.**

****Final Merit List will be on basis of 12th score & entrance score with 50% weightage equally.**

Fill in the application form online. No need to submit hardcopy in office.

- A Consolidated List after entrance examination will be displayed on the basis of information provided by students and documents uploaded in application form.
- Incorrect information will result in cancellation of name from the list.
- Separate Entrance Examination for each course will be conducted.
- Entrance Exam Fees Rs.300 (per course)

Please Contact to Admission Enquiries:

- ❖ Mr. Shivraj Dumma – 020-67656298 (For B.Com Honours & FinTech)
- ❖ E-Mail ID - bcomfintech.bmcc@despune.org (for B.Com FinTech)
bcomhonours.bmcc@despune.org (for B.Com Honours)



(Prof. Bharati Upadhye)
Vice-Principal
BMCC

VICE PRINCIPAL
B. M. College of Commerce
(Autonomous)
Pune - 411 004.



(Dr. R. P. Kuchekar)
Officiating Principal
BMCC

OFFICIATING PRINCIPAL
B. M. College of Commerce
(Autonomous)
Pune - 411 004.

Deccan Education Society's


Brihan Maharashtra College of Commerce, Pune (Autonomous & Affiliated to Savitribai Phule Pune University, Pune) Instructions to fill the Entrance Exam Form Online Entrance Test for A.Y. 2024-2025.

Steps For Online Entrance Exam Form Filling Process

Step 1. Open the link given below: <https://registration.deccansociety.org/Registration/Apply/BMCC>

Step 2. Click the Go To Sign-Up option

← → ↻ 🔒 📄 📄 https://registration.deccansociety.org/Registration/Apply/BMCC 67% ☆ 🛡️ ⬇️ ☰

 **BRIHAN MAHARASHTRA COLLEGE OF COMMERCE(DES)**
845, Shivajinagar, Pune, Maharashtra 411004

ONLINE REGISTRATION
NOW OPEN FOR REGISTRATION

NOTICE
IMPORTANT DATES FOR ONLINE REGISTRATION/APPLICATION 2022

| | |
|--|--|
| PGDIB-SEM 1 | Start from 03/09/2021 10:00AM to 24/09/2021 8:00PM |
| PGDBF-SEM 1 | Start from 03/09/2021 10:00AM to 24/09/2021 8:00PM |
| PGDBDA-SEM 1 | Start from 03/09/2021 10:00AM to 24/09/2021 8:00PM |
| GROUP - 4 [B.VOC. FILM MAKING & DRAMATICS] | Start from 06/03/2022 11:55PM to 19/05/2022 6:05PM |
| GROUP - 3 [B.COM FINTECH] | Start from 14/05/2022 12:04AM to 18/05/2022 6:05PM |

Student Institution

Username*

Password*

Forgot password?

LOGIN GO TO SIGN UP

↑ Click here for Sign up

Step 3. Fill Username, Password, Confirm Password, Mobile Number and Email Id. Click the Register.

BRIHAN MAHARASHTRA COLLEGE OF COMMERCE(DES)
845, Shivajinagar, Pune, Maharashtra 411004

Online Registration

ONLINE REGISTRATION

NOW OPEN FOR REGISTRATION

NOTICE
IMPORTANT DATES FOR ONLINE REGISTRATION/APPLICATION 2022

| | |
|--|--|
| PGDIB-SEM 1 | Start from 03/09/2021 10:00AM to 24/09/2021 6:00PM |
| PGDBF SEM 1 | Start from 03/09/2021 10:00AM to 24/09/2021 6:00PM |
| PGDBDA SEM 1 | Start from 03/09/2021 10:00AM to 24/09/2021 6:00PM |
| GROUP - 4 [B.VOC. FILM MAKING & DRAMATICS] | Start from 06/03/2022 11:55PM to 19/05/2022 6:05PM |
| GROUP - 3 [B.COM FINTECH] | Start from 14/05/2022 12:04AM to 18/05/2022 6:05PM |

Confirm Password*

Mobile Number*

Email Id

Don't have Email then Click here Create Gmail Account

GO TO LOGIN REGISTER

Step 4. Click on APPLY FOR and select undergraduate option Click on Continue after selecting option.

BRIHAN MAHARASHTRA COLLEGE OF COMMERCE(DES)
845, Shivajinagar, Pune, Maharashtra 411004

Instructions

Logout

Apply For **UNDER GRADUATE** Continue

1 of 9 Automatic Zoom

User Manual of Online Registration

Step 1. Open the link given below.
<https://registration.deccansociety.org/Registration/Apply/BMCC>

Step 2. Click the Go To Sign-Up option

ONLINE REGISTRATION

NOTICE

Developed By : MoolanSoft ERP Solution PVT LTD / Niggar

Step 5. Fill details of student personal section and parent information. Fill other information details click on Save & Next.

Personal Details

Fill all your details carefully.

- In sports achievement mention only State / National / International (Only these categories will be considered)**
- For students belonging to defence background - In social reservation select only one category Ex-serviceman or Active serviceman.**

Student Personal Section

| | | | |
|---------------|------------------------------|-----------------|--|
| Title * | Last Name/Surname * | First Name * | Middle Name |
| MR. | LAST | FIRST | MIDDLE |
| Mobile No. * | Email ID * | Gender * | Date of Birth as per Leaving Certificate * |
| 9158351008 | shivraj.nilange@doespune.org | Male | 15/03/2001 |
| Mother Tongue | Birth Place * | Birth Country * | Birth / Domicile State * |
| GUJARATI | PUNE | INDIA | Andhra Pradesh |

Save & Next

Step 6. Fill address details with PIN code. Select (same as permanent address) checkbox if temporary and permanent both addresses are same. Click Save & Next.

Address Details

Fill your correct details in address.

Residence / Permanent Address

| | | | |
|---------------------|------------|---------|------------|
| Permanent Address * | Country * | State * | District * |
| HHHH | BANGLADESH | KXXX | KXXX |
| City/Village * | PIN Code * | | |
| KXXX | 888888 | | |



Correspondence / Local Address

Same as Permanent Address

| | | | |
|---------------------|------------|---------|------------|
| Temporary Address * | Country * | State * | District * |
| HHHH | BANGLADESH | KXXX | KXXX |
| City/Village * | PIN Code * | | |
| KXXX | 888888 | | |

Save & Next

Enter educational details. Click on Add button After entering details, Click on Save & Next.

BRIHAN MAHARASHTRA COLLEGE OF COMMERCE(DES) Hello, TESTBMCC1 

1 Personal 2 Address 3 Education 4 Photo Signature 5 Course Selection



Education Details

ENTER YOUR CORRECT EDUCATION DETAILS. IT WILL BE CONSIDER FOR MERIT LIST

| | | | |
|---|---|--|--|
| Exam Level * | Exam Name * | Board/University * | Year of Passing * |
| <input type="text" value="Please Select"/> | <input type="text" value="Ex. HSC/SSC/UG/PG"/> | <input type="text" value="Search Board/University"/> | <input type="text" value="Enter Year of Passing"/> |
| Exam Seat Number * | Obtained Marks * | Total Marks * | Percentage * |
| <input type="text" value="Enter Exam Seat Number"/> | <input type="text" value="Enter Obtained Marks"/> | <input type="text" value="Enter Total Marks"/> | <input type="text" value=""/> |

| Exam Level | Name of Exam | Total Marks | Obt. Marks | CGPA | Delete |
|------------|--------------|-------------|------------|------|--------|
| 10TH | FFFF | 800 | 350 | | |

Load Photo and upload passport type photo. Click Upload Sign to upload the signature.


BRIHAN MAHARASHTRA COLLEGE OF COMMERCE(DES) Hello, TESTBMCC1 

1 Personal 2 Address 3 Education 4 Photo Signature 5 Course Selection

Photo and Signature Details


Upload your photo and signature as it is compulsory.

Student Photo




* Please Select Valid Image File(e.g. JPG,GIF,PNG) (Max size 500 kb)

Student Signature




* Please Select Valid Image File(e.g. JPG,GIF,PNG) (Max size 300 kb)

Step 9. Click Course where you want to apply.


BRIHAN MAHARASHTRA COLLEGE OF COMMERCE(DES) Hello, bmccfin



1 Personal 2 Address 3 Education 4 Photo Signature 5 **Course Selection** 6 Last Qualifying 7 Documents 8 Payment 9 Confirm Registration


Course Selection 

Please let the page load completely, before proceeding with course selection.
Select course carefully as one student can apply for Multiple Courses and do the further process individually.

Course*




| Course | Application No | Application Status | Paymode | Action | Payment Receipt |
|-----------------------------------|----------------|--------------------|---------|---|-----------------|
| BACHELOR OF COMMERCE HONOURS. - 1 | HON-24-25-1 | NOT-CONFIRM | Online |  | |
| BACHELOR OF COMMERCE FINTECH. - 1 | FIN 2024-251 | NOT-CONFIRM | NA |  | |




Step 10. Fill details of last qualifying exam.

Click on HAS APPEAR if result is not published. Fill obtained marks and total marks if result is published.

BRIHAN MAHARASHTRA COLLEGE OF COMMERCE(DES) Hello, TESTBMCC1

1 Personal 2 Address 3 Education 4 Photo Signature 5 Course Selection 6 **Last Qualifying** 7 Documents 8 Payment 9 Confirm Registration

Last Qualifying Exam Details => Application No:- BBAS 

Uncheck IS APPEAR checkbox and enter 12th standard result details.

Last Exam Name*

Board/University*

School/College*

Year Of Admission*

Last Exam Roll No.

Is Appear

Obtained Marks*

Total Marks*

Percentage
 %

Stream*

Gap In Education
 Yes No

Step 11. Select document on clicking Name of Document. Click Browse option to upload the document. Click Add option. Add caste certificate if necessary. Click on Save & Next after uploading document. * marked document uploading is compulsory.

Personal Address Education Photo Signature Course Selection Last Qualifying **Documents** Payment Confirm Registration

Upload Document => Application No:- BCOM7

Name of Document: Please Select

Upload Document: Browse...

Document List

| Name of Document | Download | Delete |
|---|----------|--------|
| 10TH MARKSHEET | | |
| SPORTS (STATE / NATIONAL/INTERNATIONAL) CERTIFICATE | | |

Save & Next

Step 12. Click on PAY NOW option for payment. After clicking pay now option it will move to next screen.

Personal Address Education Photo Signature Course Selection Last Qualifying Documents **Payment** Confirm Registration

PAYMENT=> Application No:- BBA15

Please let the page load completely, before proceeding with Payment.

Only after payment your application for Entrance Examination will get confirmed.

Registration / Application Amount To Pay

₹ 300

PAY NOW REQUERY

PLEASE NOTE FOR 24 HOURS BEFORE OF AMOUNT DEPOSITED, WE NOT REFLECTED ALL REGISTRATION FORTALL

Step 13. Select payment method and click on make payment.

UPI Method—Select UPI Method and enter phone no. After clicking make payment, the software sends payment link to phone.

DE SOCIETYS PRINCIPAL BMCC

762908

English

Payment Information

Credit Card > Card Number: [input field]

Debit Cards

Net Banking

UPI

EMI Options

Expiry Date: Month [dropdown] Year [dropdown] CVV: [input field]

I agree with the Privacy Policy by proceeding with this payment.

INR 300.00 (Total Amount Payable)

[Make Payment](#) [Cancel](#)

ORDER DETAILS

| | |
|---------------------|-------------------|
| Order #: | 6058807 |
| Order Amount | 300.00 |
| Total Amount | INR 300.00 |

Step 14. After completion the payment system will show payment successful message. Click Go to Confirm Page.

BRIHAN MAHARASHTRA COLLEGE OF COMMERCE(DES) Hello, TESTBMS1

1 Personal 2 Address 3 Education 4 Photo Signature 5 Course Selection 6 Last Qualifying 7 Documents 8 Payment 9 **Confirm Registration**

Application Confirm => Application No:- BBA15

To enter std 12th marks uncheck Appeared in Last qualifying examination and enter marks. After that form will be confirmed

Note:
Please click on Confirm Application button for final registration.
You can not update application once confirmed.
Kindly preview Application before Application Confirm to receive Email for Application Print & Payment Receipt

By clicking **Confirm**, you agree to the Terms and Conditions set out by this site, including our use of Cookie.

[PREVIEW APPLICATION](#)

Step 15. Click PREVIEW APPLICATION to preview all data. Click CONFIRM APPLICATION to proceed.

Note : To enter std 12th marks uncheck Appeared in Last qualifying examination and enter marks. After that form will be confirmed.