

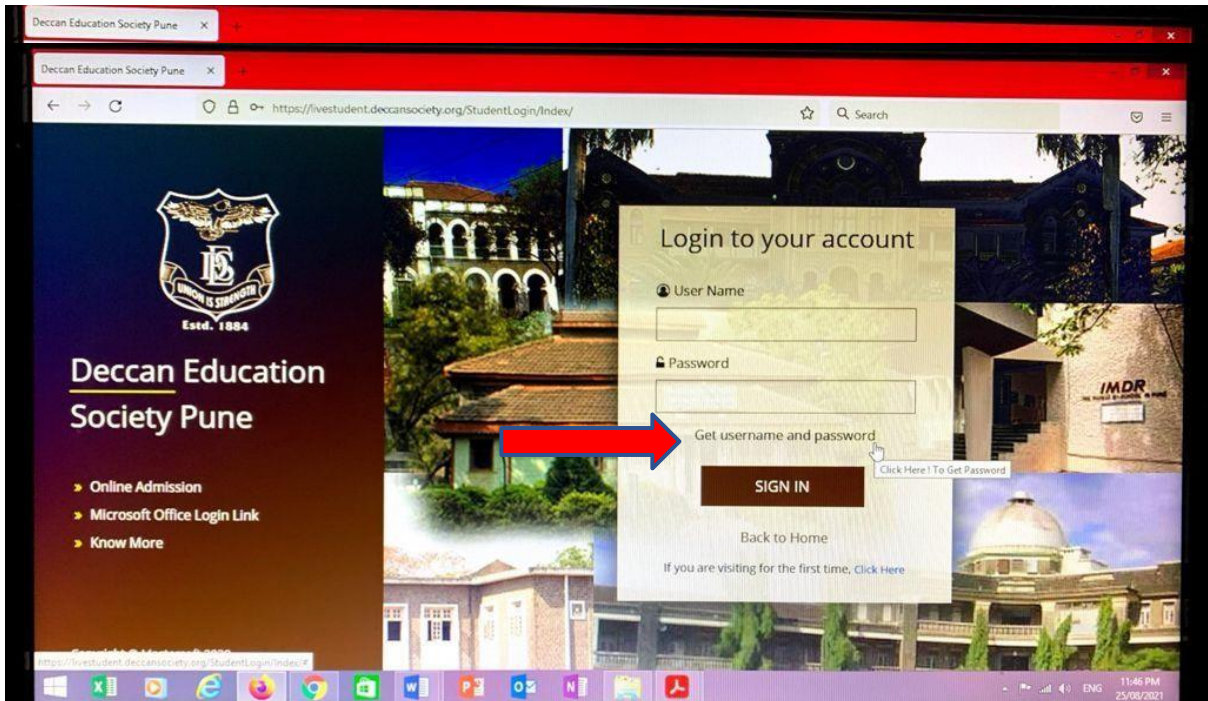
ADMISSION PROCESS STEPS:

Step 1	Visit website: https://lifestudent.deccansociety.org Use Laptop or Desktop to access website. All features are not available via Mobile.
Step 2	For Login Credentials, if you already know Username and Password use that or else Click on Get Username and Password. Enter your registered Email ID or Mobile No. After this you will get your login credentials via email or SMS which is selected by you.
Step 3	From the left-hand side menu click on “ Online Registration ”.
Step 4	Fill Personal Details and Click on “Save & Next”
Step 5	Fill Address Details and Click on “Save & Next”
Step 6	Upload Photo (size 500 kb in JPG format) and Signature (size 300 kb) Details and Click on “Save & Next”
Step 7	Fill your std. 10 th “Exam Details “and Click on “Save & Next”
Step 8	Check the form filled by Clicking on PREVIEW button, go back and make changes if required. IF no changes click on CONFIRM button
Step 9	Take Print Out of Admission Forms and click on Payable Fees Tab
Steps 10	Print fees payment receipt

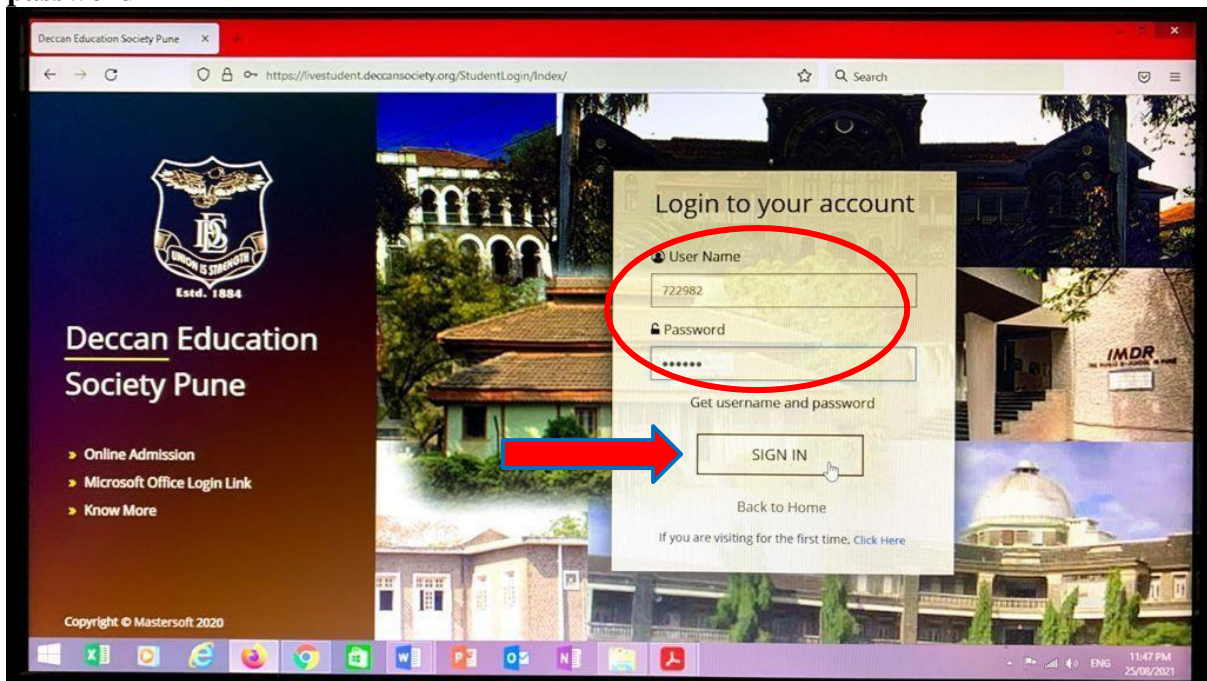
Note: P.T. Uniform is compulsory for all students. Students must give their measurement at the time of submission

Instructions for online admissions in BMCC FYJC

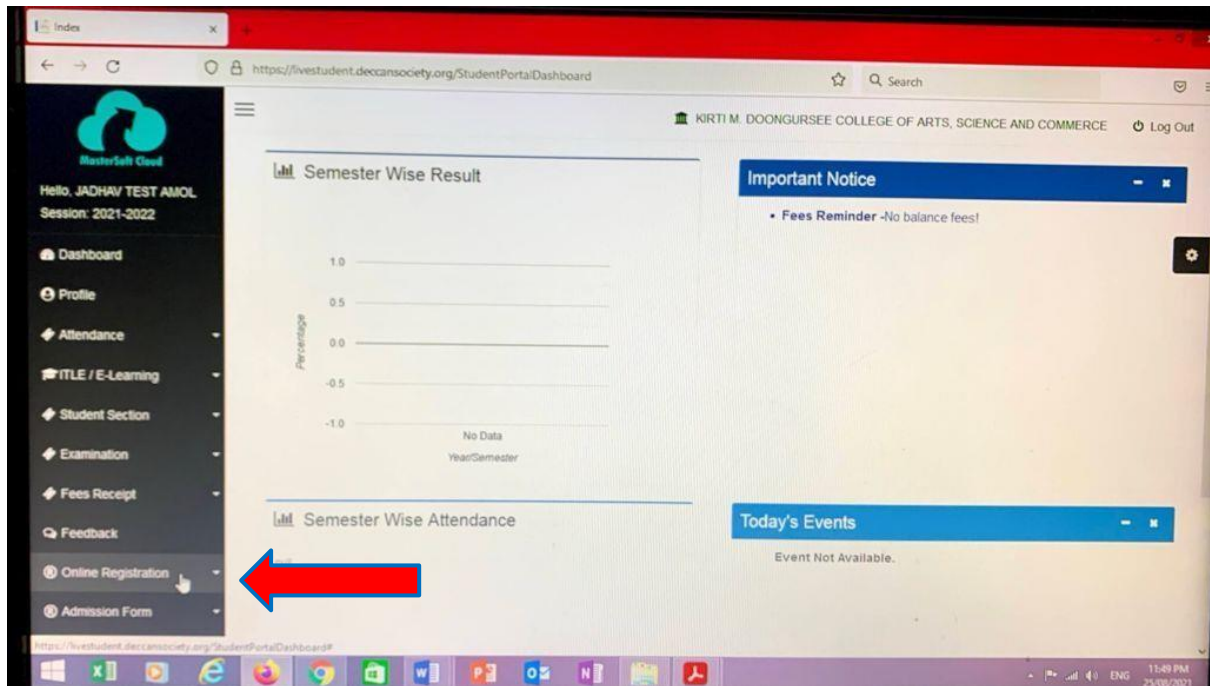
- 1) Go to <https://livestudent.deccansociety.org>
- 2) Click on "Get username and password" enter your registered Email or Mobile number after you will get username and password



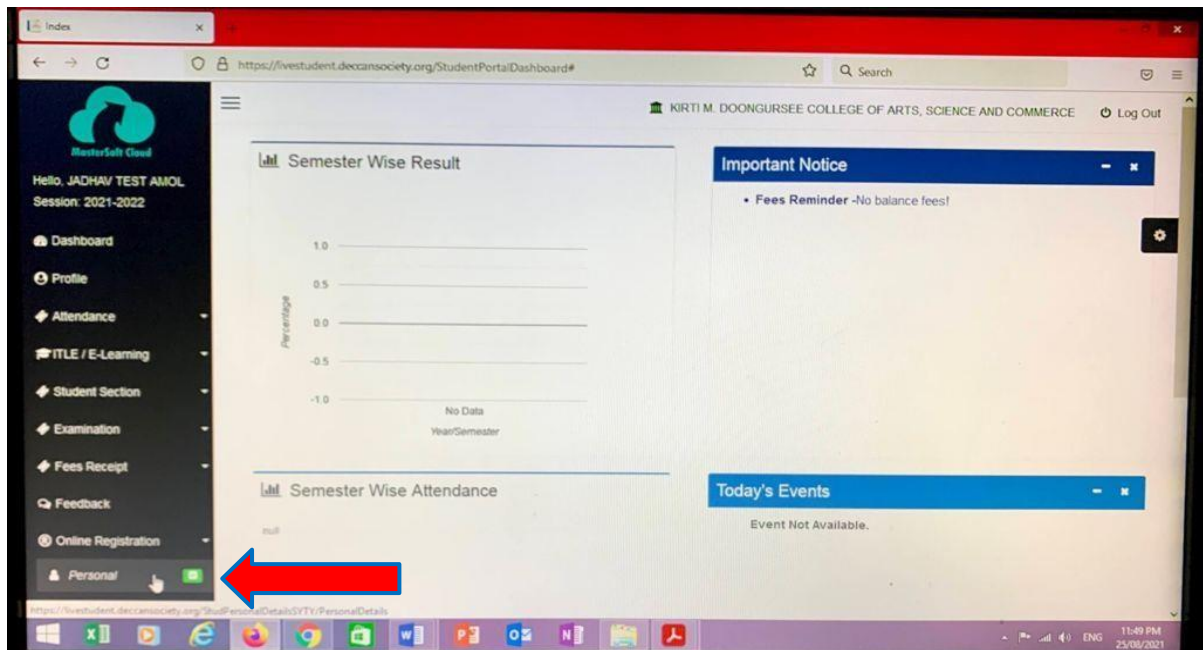
- 3) Enter your user name and password and click on sign in after that you need to reset your password



4) Click on “Online Registration” Tab



5) After clicked on Online Registration you will Personal dropdown



6) Then Personal details Tab will be open

PersonalDetailsSYTY

https://ivestudent.deccansociety.org/StudPersonalDetailsSYTY/PersonalDetails

KIRTI M. DOONGURSEE COLLEGE OF ARTS, SCIENCE AND COMMERCE Log Out

Online Registration -> Personal Details

Note : * Marked is Mandatory !

Title *	MR	Caste Category *	OPEN
Last Name/Surname *	JADHAV TEST	SubCaste *	OTHER
First Name *	AMOL	Nationality *	INDIAN
Middle Name *	Enter Middle Name	Religion *	HINDU
Gender *	MALE	Handicap *	LDE
Mobile No. *	9322509100	Handicap Percentage *	0
Email Id *	asjadhav2011@gmail.com	Aadhaar No. *	12542222222
Date of Birth *	10/08/2021	Family Income *	154.00
Place of Birth *	MUMBAI	Udise No. *	215425549365478
Marital Status *	UNMARRIED		

Enter your personal details and click on Save and Next

7) Then Address tab will open enter your address details and click on save and next

Address Details

https://ivestudent.deccansociety.org/StudentAddressDetailsSYTY/Index

KIRTI M. DOONGURSEE COLLEGE OF ARTS, SCIENCE AND COMMERCE Log Out

Online Registration -> Address Details

Note : * Marked is Mandatory !

PERMANENT ADDRESS

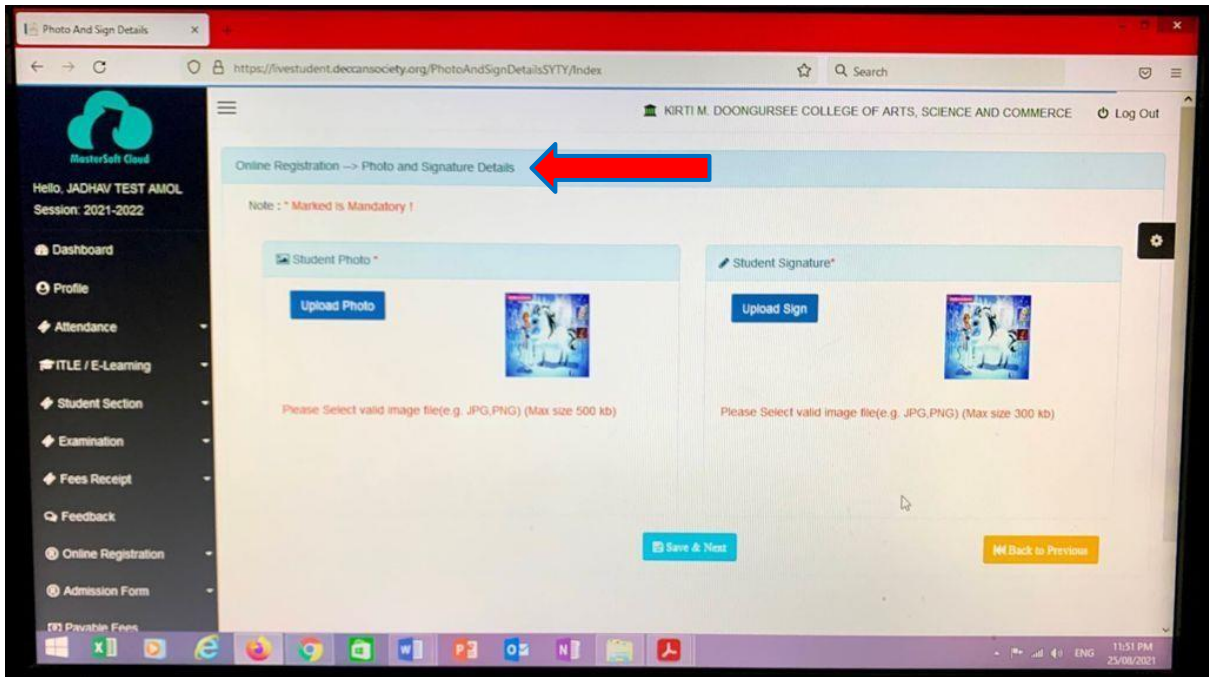
Country *	INDIA	Permanent Address (Flat No., Bldg No., Street No., Plot No.) *	201, hdyvb, jsifhvcn
State *	Maharashtra	House Number *	22
District *	Nashik	Pin Code *	400001
City *	PIMPALGAON LEP		
Taluka *	CHANDWAD		

LOCAL ADDRESS

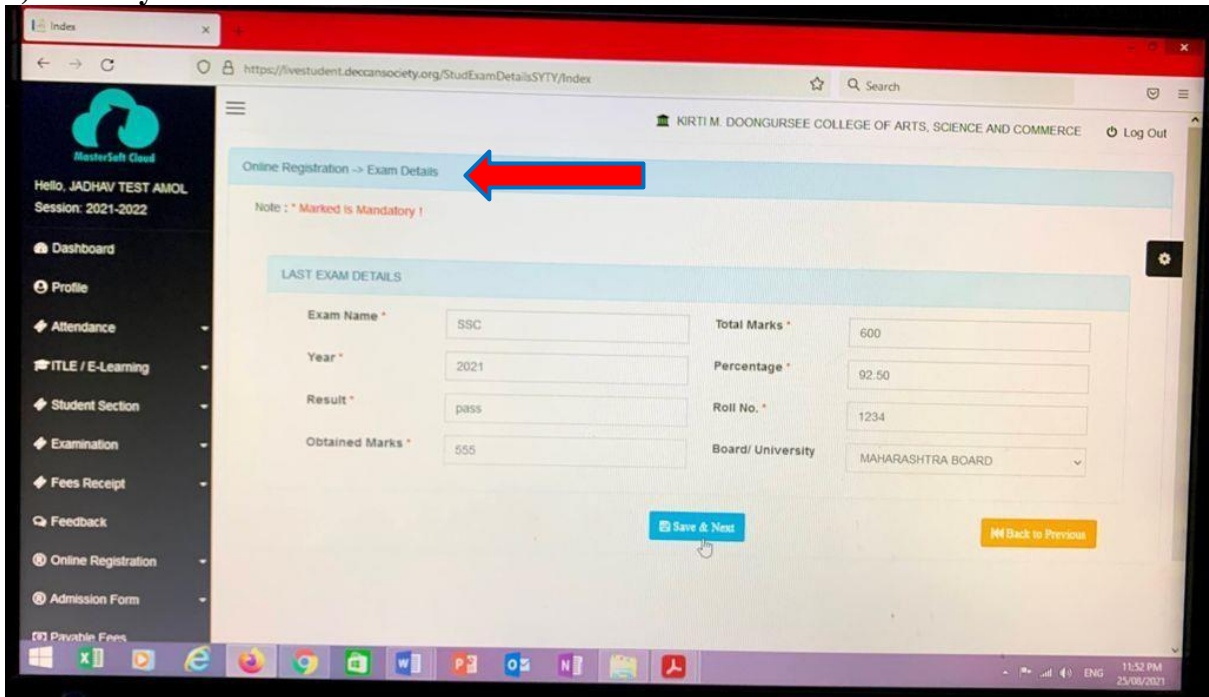
Same as Permanent Address

Country *	INDIA	Local Address (Flat No., Bldg No., Street No., Plot No.) *	201, hdyvb, jsifhvcn
State *	Maharashtra	House Number *	22
District *	Nashik	Pin Code *	400001
City *	PIMPALGAON LEP		
Taluka *	CHANDWAD		

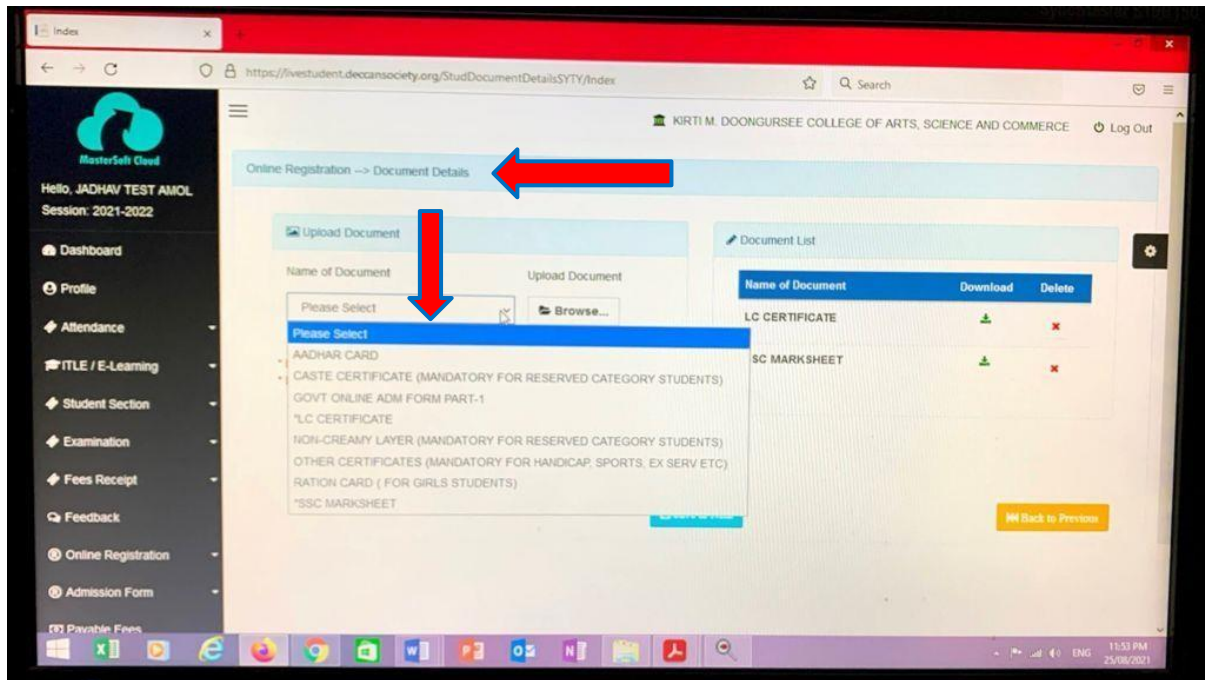
8) Upload your Photo and Signature click on save and next



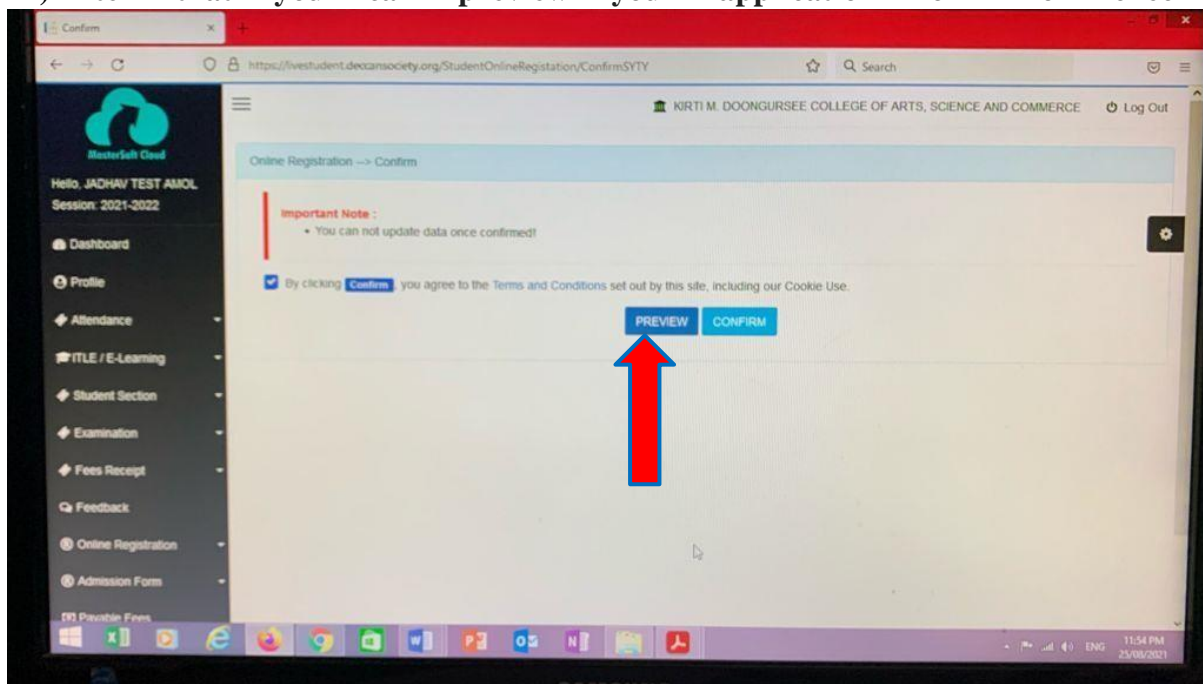
9) Enter your Exam Details and Click on Save and Next



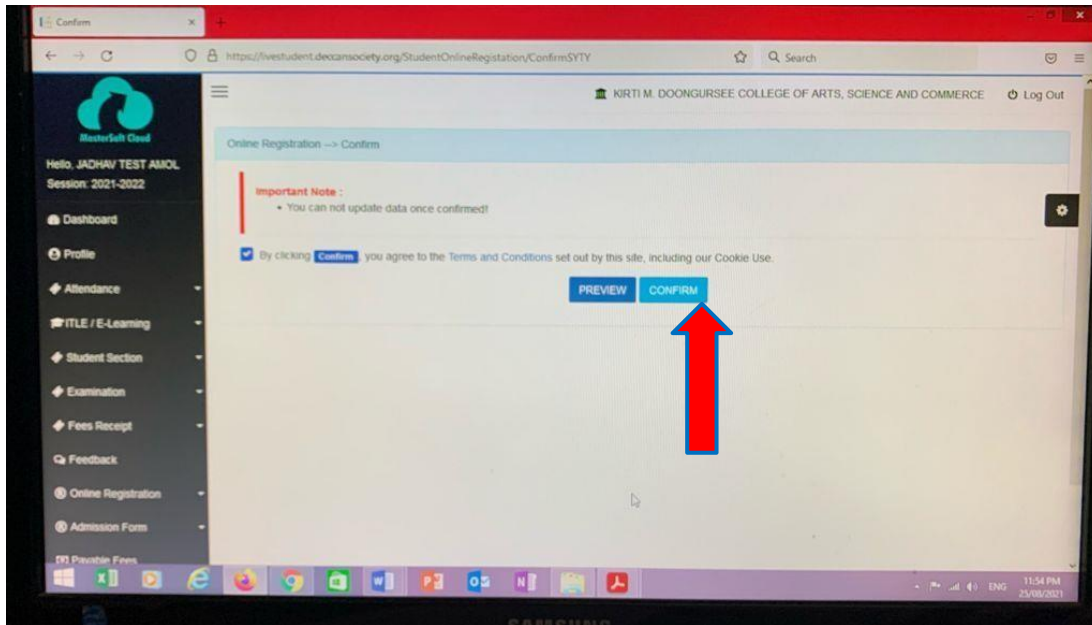
10) Upload documents appearing in the dropdown list and click on save and next



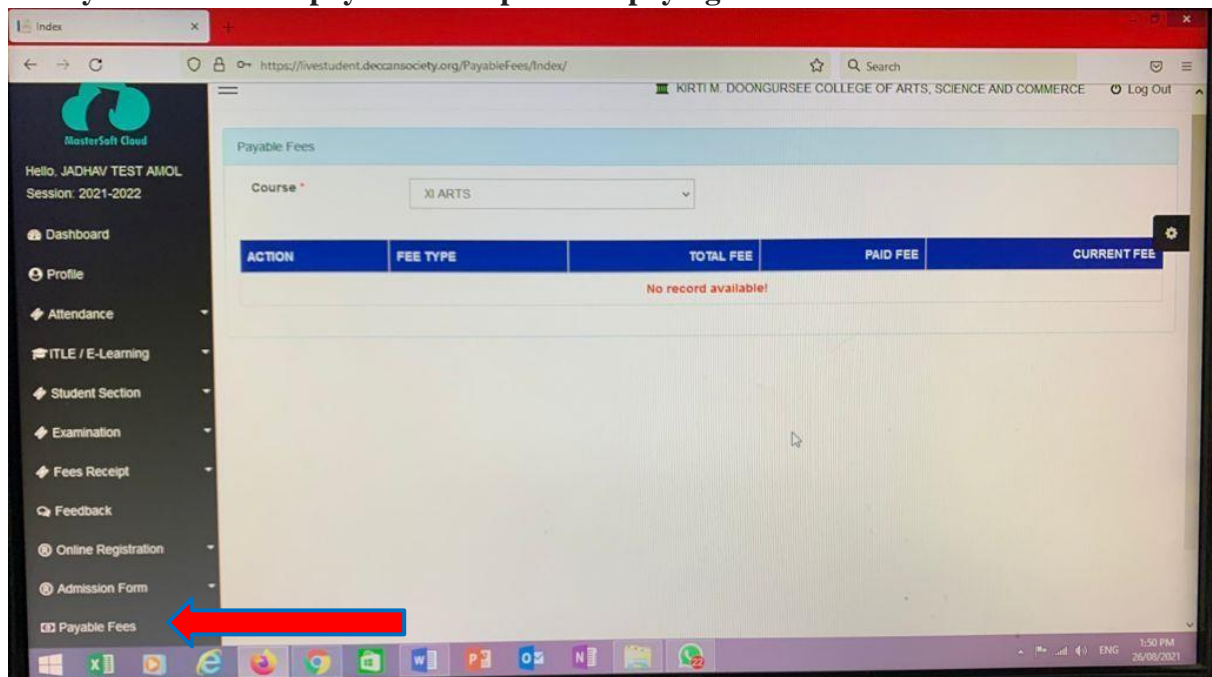
11) After that you can preview your application form for checking.



12) After that you can click on confirm for confirming application then you can print your application



13) Then you can click on payable fees option for paying fees and select course .



14)Then Click on pay now

The screenshot shows a student portal interface for Kirti M. Doodgursee College of Arts, Science and Commerce. The user is logged out. The main content area is titled 'Payable Fees' and features a dropdown menu for 'Course' set to 'B.V.B.A SEM I'. Below this is a table with the following data:

ACTION	FEE TYPE	TOTAL FEE	PAID FEE	CURRENT FEE
Pay Now	Admission Fee	2209.00	0.00	2209.00

A red arrow points to the 'Pay Now' button in the table. At the bottom right of the page, there is a watermark that says 'Activate Windows. Go to Settings to activate Windows.'

